



Winton Motor Raceway

Round 2 : March 12 - 14



FINANCIAL SERVICES
YAMAHA R3 CUP

Practice 3




Date: 12/03/21
Event: P15
Weather: Partly cloudy - Temp: 29.3C
Track: Dry - Temp: 44.8C


Started at: 15:40:46
Laps: 20 Min
Starters: 25
Printed at: 16:19


CLASSIFICATION

Pos	No	Name	Machine	Fastest Lap	On Lap	Behind Leader	Behind Prev	Top Speed
1	50	Carter THOMPSON (NSW) / MotoStars / RS+C / Doctor Mak / Yamaha / YRD / Motul / Pirelli	Yamaha YZF-R3	1:30.714	8 of 10			167
2	72	Benjamin BAKER (NSW) / YRD / YMI / Shoei / Alpinestar / West Sliders / SCK / Utech Design	Yamaha YZF-R3	1:31.240	7 of 11	.526	.526	165
3	59	Tom DRANE (NSW) / Construction Supply Specialists / IC Cons / MD Steel	Yamaha YZF-R3	1:31.668	7 of 12	.954	.428	166
4	11	Brandon DEMMERY (NSW) / Mini Rev Heads / YRD / 2 Thugs Customs / RWW / Kenma	Yamaha YZF-R3	1:32.576	7 of 12	1.862	.908	162
5	3	Cameron DUNKER (NSW) / MotoStars / RS+C / Doctor Mak / Yamaha / YRD / Motul / Pirelli	Yamaha YZF-R3	1:32.579	8 of 12	1.865	.003	165
6	121	Reece OUGHTRED (VIC) / ProGP Racing / Dynoverks / Flux Fitness / Moto Go / TT Motorcycles / JAG / Sign Pro	Yamaha YZF-R3	1:32.606	4 of 11	1.892	.027	163
7	99	Jacob HATCH (NSW) / Jekyl & Hyde / PTT Lubricants / Addicted to Track / C&C Civil / Vandemon	Yamaha YZF-R3	1:33.050	6 of 11	2.336	.444	160
8	78	Caleb GILMORE (MWT) / Metcher Motorsport / Siemec / Fuspport / Yamaha / YRD / YamaLube	Yamaha YZF-R3	1:33.209	4 of 7	2.495	.159	164
9	58	Lucas QUINN (QLD)	Yamaha YZF-R3	1:33.555	4 of 5	2.841	.346	161
10	37	Patrick BOGNAR (QLD) / Dynoverks / OMC / Ricondi / Signpro	Yamaha YZF-R3	1:33.819	11 of 12	3.105	.264	163
11	63	Clay CLEGG (NSW) / Williamson Bros / Akubra / Mavin Truck Centre / Central West Electrical	Yamaha YZF-R3	1:33.839	4 of 10	3.125	.020	162
12	39	Glenn NELSON (QLD) / Buddys Pest Control / Dynoverks / XXX Suspension	Yamaha YZF-R3	1:33.916	11 of 11	3.202	.077	165
13	95	Matthew RINDEL (VIC) / Gears Racing / Mick Hone M-cycles / Woodcraft / Top Hat Barber Shop / AMX	Yamaha YZF-R3	1:34.149	5 of 12	3.435	.233	163
14	355	Laura BROWN (NSW) / Bikebiz / TheBareBird / S hark Helmets / IXON / Falco Motorcycle Boots	Yamaha YZF-R3	1:34.236	5 of 11	3.522	.087	161
15	7	Zane KINNA (VIC) / MotoGC Yamaha / Dynoverks	Yamaha YZF-R3	1:34.269	6 of 11	3.555	.033	162
16	91	Taiyo AKSU (QLD) / OP Racing / MMM Motorcycles	Yamaha YZF-R3	1:34.480	5 of 11	3.766	.211	161
17	181	Liam WATERS (QLD) / Moto-shed	Yamaha YZF-R3	1:34.488	11 of 12	3.774	.008	162
18	35	Varis FLEMING (VIC)	Yamaha YZF-R3	1:34.532	8 of 10	3.818	.044	161
19	49	Jake FARNSWORTH (NSW) / Full Noise Racing / Worth Race Developments / Freestyle Tattoo Studio	Yamaha YZF-R3	1:34.748	9 of 10	4.034	.216	161
20	12	Henry SNELL (QLD)	Yamaha YZF-R3	1:34.837	7 of 12	4.123	.089	161
21	25	Brodie GAWITH (VIC)	Yamaha YZF-R3	1:35.318	2 of 9	4.604	.481	161
22	20	Jonathan NAHLOUS (NSW) / Complete AV	Yamaha YZF-R3	1:35.675	4 of 7	4.961	.357	157
23	45	Jamie PORT (VIC) / Yamaha / AGV / Pirelli / Motul / Ricondi / Verafire	Yamaha YZF-R3	1:36.110	4 of 9	5.396	.435	160
24	77	Sam DAVIS (VIC)	Yamaha YZF-R3	1:38.190	2 of 7	7.476	2.080	154
25	110	Zakary PETTENDY (NSW) / bikesales.com.au	Yamaha YZF-R3	.000	0 of 0			

Current qualifying record for R3 class - 1:31.820 by Max STAUFFER (NSW) on a Yamaha YZF-R3 set on 08/09/18


Chief Timekeeper - Scott Lang


Race Director - Tom Williams


Clerk of Course - Paul Hinds



www.computime.com.au
COMPUTIME RACE TIMING SYSTEMS PTY LTD





Winton Motor Raceway

Round 2 : March 12 - 14



Date: 12/03/21
 Event: P15
 Weather: Partly cloudy - Temp: 29.3C
 Track: Dry - Temp: 44.8C

Practice 3

Started at: 15:40:46
 Laps: 20 Min
 Starters: 25
 Printed at: 16:19

LAP TIMES

No	Name	Lap 1	Lap 2	Lap 3	Lap 4	Lap 5	Lap 6	Lap 7	Lap 8	Lap 9	Lap 10	Lap 11	Lap 12
3	Cameron DUNKER (NSW)	1:43.642	1:35.360	1:34.302	1:33.618	1:35.397	1:33.467	1:32.581	1:32.579	1:35.399	2:37.870	1:43.879	1:36.638
50	Carter THOMPSON (NSW)	1:36.503	1:31.555	1:31.206	1:31.501	1:31.009	1:31.405	1:31.117	1:30.714	2:42.687	1:34.819		
37	Patrick BOGNAR (QLD)	1:55.442	1:41.372	1:40.455	1:36.072	1:34.788	1:34.846	1:34.423	1:35.455	1:34.613	1:36.942	1:33.819	1:45.268
12	Henry SNELL (QLD)	1:40.417	1:35.219	1:35.265	1:35.703	1:35.233	1:35.349	1:34.837	1:35.051	1:35.132	1:36.868	1:35.267	1:44.435
25	Brodie GAWITH (VIC)	1:40.341	1:35.318	1:38.608	1:36.177	6:12.242	1:47.409	1:36.645	1:35.616	1:35.991			
181	Liam WATERS (QLD)	1:40.889	1:35.297	1:35.427	1:35.851	1:42.334	1:39.433	1:38.056	1:35.793	1:35.183	1:35.478	1:34.488	1:35.605
35	Varis FLEMING (VIC)	1:46.228	2:21.005	1:40.780	4:07.650	1:40.351	1:34.628	1:35.143	1:34.532	1:34.977	1:34.829		
59	Tom DRANE (NSW)	2:43.806	1:39.497	1:32.722	1:32.457	1:32.420	1:33.142	1:31.668	1:35.180	1:32.126	1:34.417	1:35.526	1:32.771
11	Brandon DEMMERY (NSW)	2:01.867	1:41.552	1:33.411	1:33.018	1:33.029	1:41.405	1:32.576	1:32.605	1:38.021	1:33.147	1:41.850	1:32.677
77	Sam DAVIS (VIC)	1:50.076	1:38.190	1:39.073	1:39.905	1:38.745	3:08.926	2:02.202					
95	Matthew RINDEL (VIC)	1:51.487	1:35.074	1:34.903	1:34.661	1:34.149	1:34.936	1:34.888	1:34.470	2:07.677	1:39.817	1:35.958	1:34.847
7	Zane KINNA (VIC)	1:48.050	1:36.043	2:06.241	1:42.332	1:35.818	1:34.269	1:34.357	1:34.411	1:34.931	1:34.395	1:34.423	
45	Jamie PORT (VIC)	1:42.496	1:36.344	1:36.652	1:36.110	1:36.310	3:13.166	1:40.536	2:21.899	2:26.493			
78	Caleb GILMORE (MWT)	1:54.032	1:34.041	1:33.929	1:33.209	1:33.930	3:19.488	1:50.721					
72	Benjamin BAKER (NSW)	1:39.970	1:36.259	1:32.568	1:34.195	1:33.058	1:32.855	1:31.240	1:34.643	1:31.302	1:31.342	1:32.969	
39	Glenn NELSON (QLD)	1:45.363	1:35.083	1:34.977	1:35.082	1:34.529	1:34.487	1:34.694	1:34.017	1:35.435	1:34.458	1:33.916	
355	Laura BROWN (NSW)	1:51.195	1:37.791	1:35.477	1:34.514	1:34.236	1:34.635	2:47.869	1:41.340	1:35.119	1:34.240	1:35.481	
121	Reece OUGHTRED (VIC)	1:36.630	1:34.525	1:32.775	1:32.606	1:33.150	1:33.706	1:33.566	3:17.871	1:41.502	1:33.397	1:35.370	
49	Jake FARNSWORTH (NSW)	1:49.098	1:36.688	1:36.066	2:05.557	1:43.281	1:37.145	1:36.081	1:35.263	1:34.748	1:35.133		
91	Taiyo AKSU (QLD)	1:43.604	1:35.354	2:06.006	1:45.445	1:34.480	1:35.265	1:34.749	2:22.220	1:42.608	2:10.386	1:42.039	
58	Lucas QUINN (QLD)	1:41.954	1:34.026	1:33.998	1:33.555	1:33.744							
63	Clay CLEGG (NSW)	2:14.129	1:37.506	1:34.466	1:33.839	1:34.169	1:34.889	1:34.485	1:34.726	1:34.816	1:34.110		
99	Jacob HATCH (NSW)	1:51.458	2:05.045	1:43.004	1:33.247	1:41.944	1:33.050	1:33.700	1:34.832	1:33.284	2:02.564	1:33.233	
20	Jonathan NAHLOUS (NSW)	2:15.906	1:36.911	1:35.829	1:35.675	1:35.677	1:36.929	1:36.363					

Scott Lang
 Chief Timekeeper - Scott Lang

Tom Williams
 Race Director - Tom Williams

Paul Hinds
 Clerk of Course - Paul Hinds





Winton Motor Raceway

Round 2 : March 12 - 14



Date: 12/03/21
 Event: P15
 Weather: Partly cloudy - Temp: 29.3C
 Track: Dry - Temp: 44.8C

Practice 3

Started at: 15:40:46
 Laps: 20 Min
 Starters: 25
 Printed at: 16:19

SPLIT TIMES

Lap	Split 1	Split 2	Split 3	Split 4	Lap Time	Spd	Lap	Split 1	Split 2	Split 3	Split 4	Lap Time	Spd
3 Cameron DUNKER (NSW) (5th)							12	13.216	17.883	39.103	35.066	1:45.268	163
1	19.189	17.369	34.416	32.668	1:43.642 P								
2	13.723	15.886	33.492	32.259	1:35.360	157	12 Henry SNELL (QLD) (20th)						
3	13.483	15.670	33.204	31.945	1:34.302	156	1	18.120	16.366	33.501	32.430	1:40.417 P	
4	13.242	15.553	32.994	31.829	1:33.618	159	2	13.474	16.072	33.402	32.271	1:35.219	158
5	13.100	16.008	33.705	32.584	1:35.397	161	3	13.462	16.068	33.272	32.463	1:35.265	160
6	13.216	15.501	33.047	31.703	1:33.467	158	4	13.364	16.037	33.928	32.374	1:35.703	161
7	12.948	15.434	32.570	31.629	1:32.581	163	5	13.393	16.027	33.412	32.401	1:35.233	159
8	12.887	15.361	32.604	31.727	1:32.579	161	6	13.435	16.092	33.387	32.435	1:35.349	159
9	13.348	16.204	33.180	32.667	1:35.399	160	7	13.386	15.969	33.229	32.253	1:34.837	160
10	13.146	15.809	33.688	1:35.227	2:37.870	161	8	13.340	15.990	33.244	32.477	1:35.051	160
11	21.598	16.451	33.760	32.070	1:43.879 P		9	13.425	16.081	33.264	32.362	1:35.132	159
12	13.242	16.017	34.125	33.254	1:36.638	165	10	13.423	16.010	34.668	32.767	1:36.868	160
							11	13.335	16.074	33.438	32.420	1:35.267	160
							12	15.015	17.005	35.987	36.428	1:44.435	160
50 Carter THOMPSON (NSW) (1st)													
1	16.946	15.897	32.113	31.547	1:36.503 P		25 Brodie GAWITH (VIC) (21th)						
2	13.097	15.369	31.829	31.260	1:31.555	161	1	18.008	16.217	33.579	32.537	1:40.341 P	
3	13.042	15.276	31.744	31.144	1:31.206	162	2	13.534	15.961	33.420	32.403	1:35.318	157
4	13.171	15.296	31.917	31.117	1:31.501	167	3	13.454	16.014	36.239	32.901	1:38.608	158
5	12.873	15.228	31.873	31.035	1:31.009	162	4	13.717	16.155	33.865	32.440	1:36.177	156
6	12.751	15.215	32.140	31.299	1:31.405	166	5	13.668	16.151	34.919	5:07.504	6:12.242	156
7	12.879	15.259	31.886	31.093	1:31.117	162	6	23.917	16.532	34.042	32.918	1:47.409 P	
8	12.906	15.234	31.613	30.961	1:30.714	163	7	13.785	16.266	33.879	32.715	1:36.645	153
9	13.082	15.767	32.753	1:41.085	2:42.687	164	8	13.655	16.149	33.436	32.376	1:35.616	156
10	16.019	15.707	31.867	31.226	1:34.819 P		9	13.422	15.754	33.312	33.503	1:35.991	161
37 Patrick BOGNAR (QLD) (10th)													
1	23.292	19.275	38.283	34.592	1:55.442 P		181 Liam WATERS (QLD) (17th)						
2	13.782	16.313	35.794	35.483	1:41.372	154	1	17.871	16.204	33.983	32.831	1:40.889 P	
3	13.326	16.185	35.941	35.003	1:40.455	157	2	13.570	15.967	33.306	32.454	1:35.297	156
4	13.473	16.170	33.633	32.796	1:36.072	155	3	13.409	15.815	33.816	32.387	1:35.427	158
5	13.362	15.877	33.273	32.276	1:34.788	160	4	13.374	15.738	33.933	32.806	1:35.851	157
6	13.409	15.855	33.311	32.271	1:34.846	161	5	13.564	17.351	37.767	33.652	1:42.334	158
7	13.047	16.018	33.015	32.343	1:34.423	159	6	14.477	16.952	35.648	32.356	1:39.433	154
8	13.083	15.795	34.002	32.575	1:35.455	159	7	14.661	16.497	34.382	32.516	1:38.056	161
9	13.198	15.876	33.282	32.257	1:34.613	158	8	13.513	16.153	33.543	32.584	1:35.793	160
10	13.492	15.871	35.099	32.480	1:36.942	160	9	13.837	15.831	33.345	32.170	1:35.183	160
11	13.071	15.630	32.986	32.132	1:33.819	161	10	14.080	16.231	33.180	31.987	1:35.478	159

Scott Laing
 Chief Timekeeper - Scott Laing

Tom Williams
 Race Director - Tom Williams

Paul Hinds
 Clerk of Course - Paul Hinds





Winton Motor Raceway

Round 2 : March 12 - 14



Date: 12/03/21
 Event: P15
 Weather: Partly cloudy - Temp: 29.3C
 Track: Dry - Temp: 44.8C

Practice 3

Started at: 15:40:46
 Laps: 20 Min
 Starters: 25
 Printed at: 16:19

SPLIT TIMES

Lap	Split 1	Split 2	Split 3	Split 4	Lap Time	Spd	Lap	Split 1	Split 2	Split 3	Split 4	Lap Time	Spd
11	13.286	15.825	33.240	32.137	1:34.488	162	9	13.210	16.236	36.521	32.054	1:38.021	157
12	13.835	16.058	33.343	32.369	1:35.605	162	10	12.976	15.678	32.595	31.898	1:33.147	160
							11	12.989	16.445	38.879	33.537	1:41.850	158
							12	13.105	15.557	32.081	31.934	1:32.677	158
35 Varis FLEMING (VIC) (18th)													
1	19.485	17.451	35.461	33.831	1:46.228 P								
2	14.206	16.584	34.589	1:15.626	2:21.005	159	77 Sam DAVIS (VIC) (24th)						
3	18.838	16.083	33.392	32.467	1:40.780 P		1	24.243	16.851	34.652	34.330	1:50.076 P	
4	13.470	16.004	33.387	3:04.789	4:07.650	159	2	14.341	16.319	33.824	33.706	1:38.190	149
5	18.467	16.115	33.378	32.391	1:40.351 P		3	15.113	16.392	33.974	33.594	1:39.073	154
6	13.502	15.891	33.006	32.229	1:34.628	160	4	14.134	16.443	35.536	33.792	1:39.905	151
7	13.487	15.856	33.279	32.521	1:35.143	160	5	14.110	16.423	34.007	34.205	1:38.745	150
8	13.537	15.765	33.041	32.189	1:34.532	160	6	13.978	16.459	50.217	1:48.272	3:08.926	150
9	13.761	15.908	32.871	32.437	1:34.977	161	7	24.609	18.783	43.961	34.849	2:02.202 P	
10	13.363	15.904	33.308	32.254	1:34.829	161	95 Matthew RINDEL (VIC) (13th)						
							1	26.420	17.489	34.883	32.695	1:51.487 P	
59 Tom DRANE (NSW) (3rd)													
1	17.495	16.006	33.308	1:36.997	2:43.806 P		2	13.288	15.823	33.419	32.544	1:35.074	162
2	18.104	15.879	33.459	32.055	1:39.497 P		3	13.571	15.801	33.016	32.515	1:34.903	162
3	13.153	15.553	32.280	31.736	1:32.722	160	4	13.397	15.667	33.410	32.187	1:34.661	163
4	13.074	15.543	32.414	31.426	1:32.457	160	5	13.299	15.593	33.310	31.947	1:34.149	162
5	13.096	15.480	32.388	31.456	1:32.420	160	6	13.294	15.777	33.491	32.374	1:34.936	163
6	13.089	15.634	32.847	31.572	1:33.142	161	7	13.375	15.637	33.488	32.388	1:34.888	162
7	12.912	15.417	32.043	31.296	1:31.668	160	8	13.351	15.633	33.103	32.383	1:34.470	162
8	13.263	15.792	34.183	31.942	1:35.180	161	9	13.354	15.729	33.786	1:04.808	2:07.677	163
9	12.959	15.345	32.180	31.642	1:32.126	163	10	17.002	16.238	34.309	32.268	1:39.817 P	
10	13.139	15.720	32.786	32.772	1:34.417	161	11	13.232	16.120	33.944	32.662	1:35.958	163
11	13.473	16.023	33.787	32.243	1:35.526	166	12	13.219	15.716	33.627	32.285	1:34.847	163
12	12.950	15.376	32.604	31.841	1:32.771	161	7 Zane KINNA (VIC) (15th)						
							1	23.353	16.652	35.437	32.608	1:48.050 P	
11 Brandon DEMMERY (NSW) (4th)													
1	29.711	17.635	35.749	38.772	2:01.867 P		2	13.451	16.272	33.775	32.545	1:36.043	159
2	14.133	16.425	37.683	33.311	1:41.552	151	3	13.901	15.752	33.221	1:03.367	2:06.241	156
3	13.386	15.527	32.505	31.993	1:33.411	157	4	18.254	16.671	34.729	32.678	1:42.332 P	
4	13.160	15.421	32.434	32.003	1:33.018	157	5	13.662	15.746	33.993	32.417	1:35.818	157
5	13.613	15.617	32.246	31.553	1:33.029	161	6	13.314	15.708	32.926	32.321	1:34.269	156
6	13.138	15.310	39.766	33.191	1:41.405	162	7	13.298	15.513	33.187	32.359	1:34.357	157
7	13.130	15.396	32.124	31.926	1:32.576	157	8	13.344	15.777	33.285	32.005	1:34.411	157
8	13.139	15.403	32.233	31.830	1:32.605	156	9	13.126	15.668	33.602	32.535	1:34.931	158

Scott Laing
 Chief Timekeeper - Scott Laing

Tom Williams
 Race Director - Tom Williams

Paul Hinds
 Clerk of Course - Paul Hinds





Winton Motor Raceway

Round 2 : March 12 - 14



Date: 12/03/21
 Event: P15
 Weather: Partly cloudy - Temp: 29.3C
 Track: Dry - Temp: 44.8C

Practice 3

Started at: 15:40:46
 Laps: 20 Min
 Starters: 25
 Printed at: 16:19

SPLIT TIMES

Lap	Split 1	Split 2	Split 3	Split 4	Lap Time	Spd	Lap	Split 1	Split 2	Split 3	Split 4	Lap Time	Spd
10	13.275	16.418	32.857	31.845	1:34.395	161	2	13.598	15.843	33.422	32.220	1:35.083	157
11	13.090	15.615	33.206	32.512	1:34.423	162	3	13.513	15.842	33.213	32.409	1:34.977	159
							4	13.326	15.676	33.689	32.391	1:35.082	159
							5	13.475	15.657	33.024	32.373	1:34.529	157
45 Jamie PORT (VIC) (23th)							6	13.468	15.762	33.123	32.134	1:34.487	161
1	19.060	16.327	34.259	32.850	1:42.496 P		7	13.413	15.683	33.017	32.581	1:34.694	160
2	13.714	16.084	33.799	32.747	1:36.344	158	8	13.289	15.824	32.914	31.990	1:34.017	158
3	13.649	16.179	34.041	32.783	1:36.652	157	9	14.108	15.815	33.708	31.804	1:35.435	161
4	13.512	16.188	33.805	32.605	1:36.110	160	10	13.831	15.824	32.609	32.194	1:34.458	165
5	13.702	16.133	33.859	32.616	1:36.310	158	11	13.423	15.688	32.726	32.079	1:33.916	159
6	13.723	16.297	34.654	2:08.492	3:13.166	158	355 Laura BROWN (NSW) (14th)						
7	17.080	16.638	34.057	32.761	1:40.536 P		1	23.368	16.982	35.187	35.658	1:51.195 P	
8	13.707	16.207	33.977	1:18.008	2:21.899	159	2	13.975	15.814	34.003	33.999	1:37.791	158
9	14.280	17.136	34.578	1:20.499	2:26.493	157	3	13.681	15.794	33.371	32.631	1:35.477	155
							4	13.238	15.714	33.308	32.254	1:34.514	158
78 Caleb GILMORE (MWT) (8th)							5	13.359	15.788	32.922	32.167	1:34.236	160
1	20.807	18.672	39.300	35.253	1:54.032 P		6	13.281	15.685	33.497	32.172	1:34.635	160
2	13.214	15.465	33.229	32.133	1:34.041	163	7	13.290	15.694	33.636	1:45.249	2:47.869	160
3	13.337	15.829	33.282	31.481	1:33.929	161	8	20.418	15.870	32.867	32.185	1:41.340 P	
4	13.068	15.722	32.821	31.598	1:33.209	164	9	13.343	15.861	33.897	32.018	1:35.119	161
5	13.122	15.621	33.520	31.667	1:33.930	162	10	13.186	15.780	32.967	32.307	1:34.240	159
6	13.261	16.114	34.225	2:15.888	3:19.488	162	11	13.220	16.447	33.321	32.493	1:35.481	160
7	23.299	18.718	36.775	31.929	1:50.721 P		121 Reece OUGHTRED (VIC) (6th)						
							1	15.717	15.890	32.990	32.033	1:36.630 P	
72 Benjamin BAKER (NSW) (2nd)							2	13.913	15.826	32.824	31.962	1:34.525	159
1	20.191	15.823	32.537	31.419	1:39.970 P		3	13.076	15.686	32.339	31.674	1:32.775	160
2	13.688	15.765	33.602	33.204	1:36.259	162	4	13.019	15.564	32.278	31.745	1:32.606	162
3	13.001	15.211	32.493	31.863	1:32.568	162	5	13.141	15.666	32.600	31.743	1:33.150	160
4	13.343	15.707	33.582	31.563	1:34.195	158	6	13.082	15.751	32.791	32.082	1:33.706	163
5	12.774	15.169	33.523	31.592	1:33.058	164	7	13.193	15.633	32.660	32.080	1:33.566	160
6	12.836	15.362	32.196	32.461	1:32.855	163	8	13.460	15.954	33.703	2:14.754	3:17.871	160
7	12.911	15.176	32.027	31.126	1:31.240	161	9	18.950	17.137	33.543	31.872	1:41.502 P	
8	13.361	15.879	33.327	32.076	1:34.643	165	10	13.152	15.608	32.798	31.839	1:33.397	161
9	12.986	15.177	31.987	31.152	1:31.302	163	11	13.261	16.122	33.774	32.213	1:35.370	163
10	12.941	15.238	31.855	31.308	1:31.342	163	39 Glenn NELSON (QLD) (12th)						
11	12.908	15.679	32.508	31.874	1:32.969	165	1	22.312	16.809	33.556	32.686	1:45.363 P	
							49 Jake FARNSWORTH (NSW) (19th)						

Scott Laing
 Chief Timekeeper - Scott Laing

Tom Williams
 Race Director - Tom Williams

Paul Hinds
 Clerk of Course - Paul Hinds





Winton Motor Raceway

Round 2 : March 12 - 14



Date: 12/03/21
 Event: P15
 Weather: Partly cloudy - Temp: 29.3C
 Track: Dry - Temp: 44.8C

Practice 3

Started at: 15:40:46
 Laps: 20 Min
 Starters: 25
 Printed at: 16:19

SPLIT TIMES

Lap	Split 1	Split 2	Split 3	Split 4	Lap Time	Spd	Lap	Split 1	Split 2	Split 3	Split 4	Lap Time	Spd
1	23.974	16.879	34.983	33.262	1:49.098 P		2	16.327	15.889	32.833	32.457	1:37.506 P	
2	13.740	16.207	33.786	32.955	1:36.688	156	3	13.319	16.045	32.694	32.408	1:34.466	157
3	14.022	16.053	33.297	32.694	1:36.066	160	4	13.183	15.855	32.526	32.275	1:33.839	158
4	13.655	16.136	33.632	1:02.134	2:05.557	158	5	13.374	15.978	32.618	32.199	1:34.169	157
5	20.600	16.503	33.826	32.352	1:43.281 P		6	13.233	15.866	34.099	31.691	1:34.889	158
6	14.198	16.585	33.867	32.495	1:37.145	160	7	13.047	15.821	33.190	32.427	1:34.485	162
7	13.733	16.156	33.541	32.651	1:36.081	157	8	13.183	15.982	33.175	32.386	1:34.726	160
8	13.482	16.109	33.215	32.457	1:35.263	158	9	13.234	15.945	33.415	32.222	1:34.816	157
9	13.623	15.791	32.961	32.373	1:34.748	157	10	13.221	15.894	32.584	32.411	1:34.110	158
10	13.658	15.896	33.214	32.365	1:35.133	158							
							99 Jacob HATCH (NSW) (7th)						
							1	28.716	16.273	33.927	32.542	1:51.458 P	
							2	13.367	15.811	32.712	1:03.155	2:05.045	157
							3	19.581	16.102	32.883	34.438	1:43.004 P	
							4	13.407	15.560	32.529	31.751	1:33.247	159
							5	13.725	15.448	39.009	33.762	1:41.944	157
							6	13.144	15.514	32.361	32.031	1:33.050	157
							7	13.266	15.510	32.934	31.990	1:33.700	158
							8	13.224	16.293	33.255	32.060	1:34.832	157
							9	13.273	15.867	32.176	31.968	1:33.284	155
							10	13.157	39.891	36.879	32.637	2:02.564	158
							11	13.117	15.636	32.527	31.953	1:33.233	160
							20 Jonathan NAHLOUS (NSW) (22th)						
							1	50.728	16.698	35.276	33.204	2:15.906 P	
							2	13.664	15.995	33.873	33.379	1:36.911	153
							3	13.635	15.955	33.448	32.791	1:35.829	151
							4	13.476	15.812	33.474	32.913	1:35.675	154
							5	13.426	15.873	33.536	32.842	1:35.677	155
							6	13.849	16.241	33.836	33.003	1:36.929	155
							7	13.196	15.778	34.244	33.145	1:36.363	157
							63 Clay CLEGG (NSW) (11th)						
							1	17.195	16.126	33.223	1:07.585	2:14.129 P	

Scott Laing
 Chief Timekeeper - Scott Laing

Tom Williams
 Race Director - Tom Williams

Paul Hinds
 Clerk of Course - Paul Hinds





Winton Motor Raceway
Round 2 : March 12 - 14



Date: 12/03/21
 Event: P15
 Weather: Partly cloudy - Temp: 29.3C
 Track: Dry - Temp: 44.8C

Practice 3

Started at: 15:40:46
 Laps: 20 Min
 Starters: 25
 Printed at: 16:19

FASTEST LAPS SEQUENCE

Race Time	No	Name	Machine	Fastest Lap	On Lap
1:45.722	121	Reece OUGHTRED (VIC)	Yamaha YZF-R3	1:36.630	1
2:34.929	50	Carter THOMPSON (NSW)	Yamaha YZF-R3	1:36.503	1
3:20.247	121	Reece OUGHTRED (VIC)	Yamaha YZF-R3	1:34.525	2
4:06.484	50	Carter THOMPSON (NSW)	Yamaha YZF-R3	1:31.555	2
5:37.690	50	Carter THOMPSON (NSW)	Yamaha YZF-R3	1:31.206	3
8:40.200	50	Carter THOMPSON (NSW)	Yamaha YZF-R3	1:31.009	5
13:13.436	50	Carter THOMPSON (NSW)	Yamaha YZF-R3	1:30.714	8

Scott Laing
 Chief Timekeeper - Scott Laing

Tom Williams
 Race Director - Tom Williams

Paul Hinds
 Clerk of Course - Paul Hinds





Winton Motor Raceway

Round 2 : March 12 - 14



Date: 12/03/21
 Event: P15
 Weather: Partly cloudy - Temp: 29.3C
 Track: Dry - Temp: 44.8C

Practice 3

Started at: 15:40:46
 Laps: 20 Min
 Starters: 25
 Printed at: 16:19

BEST PARTIAL TIMES

Pos	Split 1		Split 2		Split 3		Split 4		LAP		Ideal	Fastest
	Name	Time	Name	Time	Name	Time	Name	Time	Name			
1	C. THOMPSON	12.751	B. BAKER	15.169	C. THOMPSON	31.613	C. THOMPSON	30.961	C. THOMPSON	1:30.540	1:30.714	
2	B. BAKER	12.774	C. THOMPSON	15.215	B. BAKER	31.855	B. BAKER	31.126	B. BAKER	1:30.924	1:31.240	
3	C. DUNKER	12.887	B. DEMMERY	15.310	T. DRANE	32.043	T. DRANE	31.296	T. DRANE	1:31.596	1:31.668	
4	T. DRANE	12.912	T. DRANE	15.345	B. DEMMERY	32.081	C. GILMORE	31.481	B. DEMMERY	1:31.920	1:32.576	
5	C. GILMORE	12.943	C. DUNKER	15.361	J. HATCH	32.176	B. DEMMERY	31.553	C. DUNKER	1:32.447	1:32.579	
6	B. DEMMERY	12.976	J. HATCH	15.448	R. OUGHTRE	32.278	C. DUNKER	31.629	J. HATCH	1:32.492	1:33.050	
7	R. OUGHTRE	13.019	C. GILMORE	15.465	C. CLEGG	32.526	R. OUGHTRE	31.674	R. OUGHTRE	1:32.535	1:32.606	
8	C. CLEGG	13.047	Z. KINNA	15.513	C. DUNKER	32.570	C. CLEGG	31.691	C. GILMORE	1:32.710	1:33.209	
9	P. BOGNAR	13.047	R. OUGHTRE	15.564	G. NELSON	32.609	J. HATCH	31.751	C. CLEGG	1:33.085	1:33.839	
10	Z. KINNA	13.090	L. QUINN	15.578	L. QUINN	32.632	G. NELSON	31.804	Z. KINNA	1:33.305	1:34.269	
11	J. HATCH	13.117	M. RINDEL	15.593	C. GILMORE	32.821	Z. KINNA	31.845	G. NELSON	1:33.359	1:33.916	
12	L. BROWN	13.186	P. BOGNAR	15.630	Z. KINNA	32.857	M. RINDEL	31.947	L. QUINN	1:33.433	1:33.555	
13	J. NAHLOUS	13.196	T. AKSU	15.630	L. BROWN	32.867	L. QUINN	31.962	L. BROWN	1:33.756	1:34.236	
14	M. RINDEL	13.219	G. NELSON	15.657	V. FLEMING	32.871	L. WATERS	31.987	M. RINDEL	1:33.775	1:34.149	
15	L. QUINN	13.261	L. BROWN	15.685	J. FARNSWO	32.961	L. BROWN	32.018	P. BOGNAR	1:33.795	1:33.819	
16	T. AKSU	13.283	L. WATERS	15.738	T. AKSU	32.969	P. BOGNAR	32.132	T. AKSU	1:34.150	1:34.480	
17	L. WATERS	13.286	B. GAWITH	15.754	P. BOGNAR	32.986	V. FLEMING	32.189	V. FLEMING	1:34.188	1:34.532	
18	G. NELSON	13.289	V. FLEMING	15.765	M. RINDEL	33.016	H. SNELL	32.253	L. WATERS	1:34.191	1:34.488	
19	H. SNELL	13.335	J. NAHLOUS	15.778	L. WATERS	33.180	T. AKSU	32.268	J. FARNSWO	1:34.586	1:34.748	
20	V. FLEMING	13.363	J. FARNSWO	15.791	H. SNELL	33.229	J. FARNSWO	32.352	H. SNELL	1:34.786	1:34.837	
21	B. GAWITH	13.422	C. CLEGG	15.821	B. GAWITH	33.312	B. GAWITH	32.376	B. GAWITH	1:34.864	1:35.318	
22	J. FARNSWO	13.482	H. SNELL	15.969	J. NAHLOUS	33.448	J. PORT	32.605	J. NAHLOUS	1:35.213	1:35.675	
23	J. PORT	13.512	J. PORT	16.084	J. PORT	33.799	J. NAHLOUS	32.791	J. PORT	1:36.000	1:36.110	
24	S. DAVIS	13.978	S. DAVIS	16.319	S. DAVIS	33.824	S. DAVIS	33.594	S. DAVIS	1:37.715	1:38.190	

Scott Lang
 Chief Timekeeper - Scott Lang

Tom Williams
 Race Director - Tom Williams

Paul Hinds
 Clerk of Course - Paul Hinds





Winton Motor Raceway Round 2 : March 12 - 14



FINANCIAL SERVICES
YAMAHA R3 CUP
Combined Practices



MERGED CLASSIFICATION

Date: 12/03/21

Printed at: 16:19

Pos	No	Name	Machine	Event P04	Event P10	Event P15	Fastest Lap
1	50	Carter THOMPSON (NSW) / MotoStars / RS+C / Doctor Mak / Yamaha / YRD / Motul / Pirelli	Yamaha YZF-R3	1:31.458	1:30.869	1:30.714	1:30.714
2	72	Benjamin BAKER (NSW) / YRD / YMI / Shoei / Alpinestar / West Sliders / SCK / Utech Design	Yamaha YZF-R3	1:32.130	1:31.226	1:31.240	1:31.226
3	59	Tom DRANE (NSW) / Construction Supply Specialists / IC Cons / MD Steel	Yamaha YZF-R3	1:32.111	1:32.527	1:31.668	1:31.668
4	99	Jacob HATCH (NSW) / Jekyl & Hyde / PTT Lubricants / Addicted to Track / C&C Civil / Vandemon	Yamaha YZF-R3	1:33.133	1:31.921	1:33.050	1:31.921
5	11	Brandon DEMMERY (NSW) / Mini Rev Heads / YRD / 2 Thugs Customs / RWW / Kenma	Yamaha YZF-R3	1:32.926	1:32.008	1:32.576	1:32.008
6	32	Jai RUSSO (NSW) / Russo Performance / YRD Yamaha / GTR MotoStars / Ricondi / AGV / TCX	Yamaha YZF-R3	1:34.516	1:32.455		1:32.455
7	3	Cameron DUNKER (NSW) / MotoStars / RS+C / Doctor Mak / Yamaha / YRD / Motul / Pirelli	Yamaha YZF-R3	1:32.941	1:33.240	1:32.579	1:32.579
8	121	Reece OUGHTRED (VIC) / Dynoverks / Flux Fitness / Moto Go / TT Motorcycles / JAG / Sign Pro	Yamaha YZF-R3	1:32.638	1:32.830	1:32.606	1:32.606
9	63	Clay CLEGG (NSW) / Williamson Bros / Akubra / Mavin Truck Centre / Central West Electrical	Yamaha YZF-R3	1:35.143	1:33.117	1:33.839	1:33.117
10	78	Caleb GILMORE (MWT) / Metcher Motorsport / Siemec / Fusport / Yamaha / YRD / YamaLube	Yamaha YZF-R3	1:34.453	1:33.160	1:33.209	1:33.160
11	58	Lucas QUINN (QLD)	Yamaha YZF-R3	1:34.493	1:34.646	1:33.555	1:33.555
12	39	Glenn NELSON (QLD) / Buddys Pest Control / Dynoverks / XXX Suspension	Yamaha YZF-R3	1:34.934	1:33.605	1:33.916	1:33.605
13	37	Patrick BOGNAR (QLD) / Dynoverks / OMC / Ricondi / Signpro	Yamaha YZF-R3	1:37.493	1:34.199	1:33.819	1:33.819
14	49	Jake FARNSWORTH (NSW) / Full Noise Racing / Worth Race Developments / Freestyle Tattoo Studio	Yamaha YZF-R3	1:34.784	1:33.997	1:34.748	1:33.997
15	95	Matthew RINDEL (VIC) / Gears Racing / Mick Hone M-cycles / Woodcraft / Top Hat Barber Shop / AMX	Yamaha YZF-R3	1:35.117	1:34.663	1:34.149	1:34.149
16	355	Laura BROWN (NSW) / Bikebiz / TheBareBird / S hark Helmets / IXON / Falco Motorcycle Boots	Yamaha YZF-R3	1:34.619	1:34.333	1:34.236	1:34.236
17	7	Zane KINNA (VIC) / MotoGC Yamaha / Dynoverks	Yamaha YZF-R3	1:34.384	1:36.746	1:34.269	1:34.269
18	25	Brodie GAWITH (VIC)	Yamaha YZF-R3	1:34.441	1:34.587	1:35.318	1:34.441
19	91	Taiyo AKSU (QLD) / OP Racing / MMM Motorcycles	Yamaha YZF-R3	1:35.617	1:34.615	1:34.480	1:34.480
20	181	Liam WATERS (QLD) / Moto-shed	Yamaha YZF-R3	1:35.520	1:34.594	1:34.488	1:34.488
21	12	Henry SNELL (QLD)	Yamaha YZF-R3	1:34.574	1:34.510	1:34.837	1:34.510
22	35	Varis FLEMING (VIC)	Yamaha YZF-R3	1:36.361	1:34.821	1:34.532	1:34.532
23	20	Jonathan NAHLOUS (NSW) / Complete AV	Yamaha YZF-R3	1:36.591	1:34.689	1:35.675	1:34.689
24	110	Zakary PETTENDY (NSW) / bikesales.com.au	Yamaha YZF-R3	1:37.320	1:35.091		1:35.091
25	45	Jamie PORT (VIC) / Yamaha / AGV / Pirelli / Motul / Ricondi / Verafire	Yamaha YZF-R3	1:36.548	1:38.039	1:36.110	1:36.110
26	77	Sam DAVIS (VIC)	Yamaha YZF-R3	1:40.670	1:37.271	1:38.190	1:37.271
27	34	Benjamin ANGELIDIS (ACT) / Full Noise Racing / Freestyle Tattoo Studio / Worth Race Developments	Yamaha YZF-R3	2:01.043	1:43.207		1:43.207

Scott Laing
Chief Timekeeper - Scott Laing

Tom Williams
Race Director - Tom Williams

Paul Hinds
Clerk of Course - Paul Hinds



www.computime.com.au
COMPUTIME RACE TIMING SYSTEMS PTY LTD





Winton Motor Raceway Round 2 : March 12 - 14



FINANCIAL SERVICES
YAMAHA R3 CUP

Practice 3




Date: 12/03/21
Event: P15
Weather: Partly cloudy - Temp: 29.3C
Track: Dry - Temp: 44.8C


Started at: 15:40:46
Laps: 20 Min
Starters: 25
Printed at: 16:19

RACE INFORMATION


Time	Description
15:40:46	Event Start
16:01:13	Chequered Flag
16:01:52	Track temps : Finish - 45.6 / Int 1 - 46.9 / Int 2 - 46.4 / Int 3 - 43.4
16:03:13	Event Finish



Chief Timekeeper - Scott Lang



Race Director - Tom Williams



Clerk of Course - Paul Hinds



www.computime.com.au
COMPUTIME RACE TIMING SYSTEMS PTY LTD

